

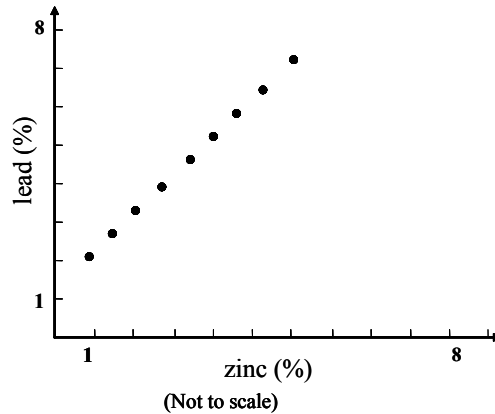
**MN : MINING ENGINEERING  
ONLINE Examination***Duration: Three Hours**Maximum Marks: 100***Read the following instructions carefully.**

1. Questions must be answered using computers provided by the GATE at the examination centers. Each computer shall run specialized examination software that permits a maximum of one answer to be selected for questions of multiple choice type.
2. Your answers shall be updated and saved on the server periodically and at the end of the examination. The examination will automatically stop once the duration of the examination is over.
3. There are a total of **65** questions carrying 100 marks. All questions are of multiple choice type. Each of these questions carries four choices for the answer labeled A, B, C and D. Only one of the four choices is the correct answer.
4. Questions Q.1 – Q.25 carry 1-mark each, and questions Q.26 – Q.55 carry 2-marks each.
5. Questions Q.48 – Q.51 (2 pairs) are common data questions and question pairs (Q.52, Q.53) and (Q.54, Q.55) are linked answer questions. The answer to the second question of the linked answer questions depends on the answer to the first question of the pair. If the first question in the linked pair is wrongly answered or is unattempted, then the answer to the second question in the pair will not be evaluated.
6. Questions Q.56 – Q.65 belong to General Aptitude (GA). Questions Q.56 – Q.60 carry 1-mark each, and questions Q.61 – Q.65 carry 2-marks each.
7. Unattempted questions will result in zero mark. Wrong answers will result in **NEGATIVE** marks. For Q.1 – Q.25 and Q.56 – Q.60,  $\frac{1}{3}$  mark will be deducted for each wrong answer. For Q.26 – Q.51 and Q.61 – Q.65,  $\frac{2}{3}$  mark will be deducted for each wrong answer. The question pairs (Q.52, Q.53), and (Q.54, Q.55) are questions with linked answers. There will be negative marks only for wrong answer to the first question of the linked answer question pair, i.e. for Q.52 and Q.54,  $\frac{2}{3}$  mark will be deducted for each wrong answer. There is no negative marking for Q.53 and Q.55.
8. Calculator is allowed whereas charts, graph sheets or tables are **NOT** allowed in the examination hall.
9. Rough work can be done in the specified area only.
10. Candidates may use the back side of this page to record their answers for their own convenience.
11. To login, type your Registration Number and password as per instructions provided in the envelope.
12. In order to answer a question, you may select the question using the left side selection panel on the screen and choose the correct answer by clicking on the radio button next to the answer. The answered questions shall be indicated by a solid black ball on the selection panel. In order to change the answer, you may just click on another option. If you wish to leave a previously answered question unanswered, you may click on DESELECT ANSWER button.
13. You may also select questions using NEXT and PREVIOUS buttons.
14. You may also mark questions for reviewing later using MARK button. All marked questions are indicated by a rectangle in the selection panel. Questions which are answered but are marked for the review are indicated by a solid black rectangle and questions which are not answered but are marked for the review are indicated by an outlined rectangle in the selection panel.
15. You must sign this sheet and leave it with the invigilators at the end of the examination.

**DECLARATION****I hereby declare that I have read and followed all the instructions given in this sheet.****Paper Code: MN    Registration No: \_\_\_\_\_    Name: \_\_\_\_\_****Signature**

**Q. 1 – Q. 25 carry one mark each.**

Q.1 A scatter plot prepared using a set of values of lead and zinc from a lead-zinc deposit is shown in figure below. The value of correlation coefficient is



- (A) 1.0                      (B) 0.7                      (C) 0.5                      (D) 0

Q.2 The two vectors are orthonormal, if

- (A) vector product is zero and norm of each vector is also zero  
 (B) vector product is one and norm of each vector is also one  
 (C) cross product is zero and norm of each vector is one  
 (D) cross product is one and norm of each vector is zero

Q.3 The value of  $\lim_{x \rightarrow 0} \frac{1}{x} \{ \sqrt{1+x} - \sqrt{1-x} \}$  is

- (A) 0                      (B) 1                      (C) 2                      (D) 3

Q.4 The infinite series  $1 + \frac{1}{2} + \frac{1}{4} + \frac{1}{8} + \dots$ , is

- (A) convergent              (B) divergent              (C) oscillatory              (D) semi-convergent

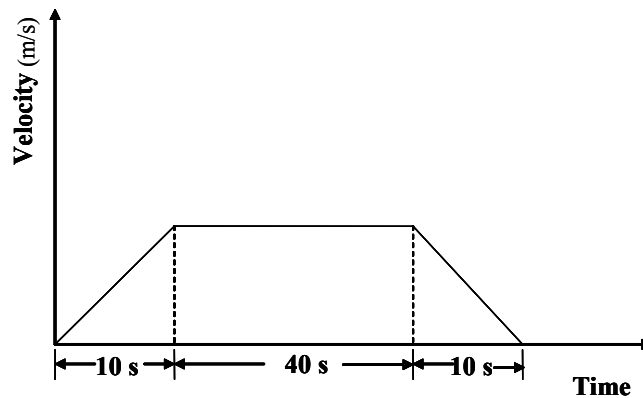
Q.5 The largest area of a rectangular shaft for a given constant perimeter is obtained when length is

- (A) 2.5 times of breadth                      (B) 1.5 times of breadth  
 (C) 2 times of breadth                      (D) equal to breadth

Q.6 A drive shaft of an engine develops torque of 500 N-m. It rotates at a constant speed of 50 rpm. The power transmitted by the shaft in kW is

- (A) 1.46                      (B) 2.05                      (C) 2.62                      (D) 4.32

- Q.7 A mine winder cage traveling 450 m from pit bottom to pit top is following a three period duty cycle as shown in the figure below. The maximum velocity attained by the cage in m/s is



- (A) 7.5                      (B) 9.0                      (C) 11.0                      (D) 12.0
- Q.8 Stress concentration at a point on the wall of a vertical shaft results in a compressive stress of 59.66 MPa. The wall rock mass has an unconfined compressive strength of 89.49 MPa. The safety factor of the shaft wall at the point is
- (A) 0.67                      (B) 0.86                      (C) 1.23                      (D) 1.50
- Q.9 A core sample of 54 mm diameter having Young's modulus of 68.97 GPa fails in uniaxial compression at 0.1% axial strain. The axial load at failure in kN is
- (A) 158.00                      (B) 68.97                      (C) 58.00                      (D) 15.80
- Q.10 The maximum number of coal faces in an underground bord and pillar development district is 13. The number of headings in the district is
- (A) 3                      (B) 5                      (C) 6                      (D) 7
- Q.11 The whole circle bearing of the line AB is  $116^{\circ}20'20''$ . If there exists an east declination of  $20^{\circ}$ , the true quadrantal bearing of line AB is
- (A)  $S41^{\circ}59'40''E$                       (B)  $S43^{\circ}39'40''E$                       (C)  $S45^{\circ}59'40''W$                       (D)  $S47^{\circ}59'40''W$
- Q.12 It is proposed to connect two straights of a road by a simple circular curve. If the maximum speed of the vehicle is 60 km/h and the centrifugal ratio for the road is  $1/4$ , the minimum radius of the curve in m is
- (A) 113.26                      (B) 98.18                      (C) 25.46                      (D) 15.50
- Q.13 A centrifugal fan rotating at 500 rpm delivers  $70 \text{ m}^3/\text{s}$  of air. If the speed is reduced to 200 rpm, the quantity of air delivered in  $\text{m}^3/\text{s}$  will be
- (A) 175                      (B) 55                      (C) 28                      (D) 11
- Q.14 According to mine regulations, the value of the fleet angle  $\alpha$ , in degree of a drum winder installation lies in the range of
- (A)  $1.5 < \alpha \leq 2.0$                       (B)  $0 < \alpha \leq 1.5$                       (C)  $2.0 < \alpha \leq 2.5$                       (D)  $2.5 < \alpha \leq 3.0$
- Q.15 Water will not be delivered by a centrifugal pump due to
- (A) lack of priming                      (B) too low discharge head  
(C) wrong direction of rotation                      (D) partial obstruction at discharge outlet

Q.16 Match the following

Mine car type	Mode of unloading
P. Granby	1. Bottom opening
Q. Gable bottom	2. Both side tilting
R. Drop bottom	3. Single side opening
S. Rocker dump	4. Both side opening
(A) P-2, Q-4, R-3, S-1	(B) P-4, Q-1, R-3, S-2
(C) P-3, Q-1, R-4, S-2	(D) P-3, Q-4, R-1, S-2

Q.17 Mean air temperature of a 450 m deep downcast shaft is 29 °C and that of the upcast shaft is 37 °C. The height of the motive column in m is

- (A) 8.2                      (B) 9.5                      (C) 11.6                      (D) 12.8

Q.18 The total pressure and the static pressure measured at a point in a ventilation duct are 20 mm and 10 mm of water gauge respectively. If density of air is 1.2 kg/m<sup>3</sup>, the velocity of the air in m/s is

- (A) 14.08                      (B) 12.78                      (C) 8.53                      (D) 6.24

Q.19 The type of fire extinguisher that must **NOT** be used in case of fire in an electric substation located in an underground metal mine is

- (A) multi-purpose dry chemical extinguisher      (B) CO<sub>2</sub> snow extinguisher  
(C) dry chemical powder extinguisher              (D) foam extinguisher

Q.20 ISO 9000 Quality Systems **DO NOT** contain

- (A) legal provisions      (B) measurement      (C) document control      (D) standardization

Q.21 Air samples collected from the intake and the return gates of a retreating longwall face show methane concentration values of 0.1 % and 0.8 % respectively. The production from the longwall face is 2000 tonne/day and the air quantity circulating the face is 15 m<sup>3</sup>/s. The rate of methane emission in m<sup>3</sup> per tonne of coal produced is

- (A) 11.0                      (B) 9.5                      (C) 5.5                      (D) 4.5

Q.22 The time study data of an equipment deployed in a mine during a calendar month is given below.

Total working hours = 400  
Total maintenance hours = 100  
Total hours of actual work = 240

The percentage of utilization of the equipment is

- (A) 85                      (B) 80                      (C) 65                      (D) 60

Q.23 100 ml of waste water is allowed to evaporate in a dish weighing 48.6232 g. The weight of the dish with dry solids is 48.6432 g. The concentration of dry solids in waste water in mg/l is

- (A) 200                      (B) 220                      (C) 260                      (D) 320

Q.24 A longwall face cut by double back shuffle method can be only worked with

- (A) fixed drum shearer                      (B) single ended ranging drum shearer  
(C) double ended ranging drum shearer      (D) plough

Q.25 Proximate analysis of 50 g of a coal sample shows the following:

Moisture = 0.80 g  
 Ash = 7.85 g  
 Volatile matter = 15.90 g

The fixed carbon in percentage on a dry, ash free basis is

- (A) 83                      (B) 66                      (C) 55                      (D) 45

**Q. 26 to Q. 55 carry two marks each.**

Q.26 For an oil exploration drilling, chance of striking an oil reservoir is 1 out of 15. If an oil exploration company decides to explore 5 sites, the probability of striking at least one successful oil reservoir is

- (A) 0.292                      (B) 0.250                      (C) 0.034                      (D) 0.0024

Q.27 Product of the eigen values of the matrix A is

$$A = \begin{pmatrix} 3 & 2 & 5 \\ 2 & 2 & 1 \\ 1 & 5 & 4 \end{pmatrix}$$

- (A) 6                      (B) 8                      (C) 10                      (D) 35

Q.28 For the equation  $\frac{dy}{dx} = 2x + 3y$ , the value of y at  $x = 0.1$  in one step using Runge-Kutta fourth order method for the condition  $y = 1$  when  $x = 0$ , is

- (A) 0.3608                      (B) 1.2508                      (C) 1.3608                      (D) 1.4625

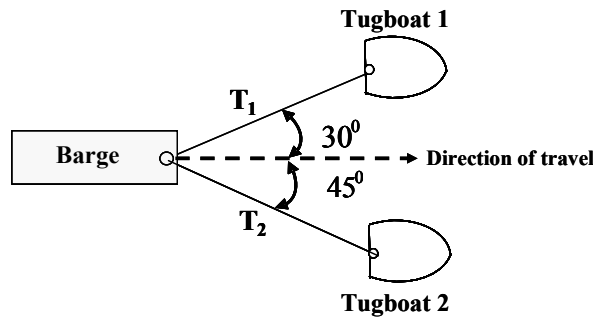
Q.29 Value of the integral  $\int_0^1 \sqrt{\frac{1+x}{1-x}} dx$  is

- (A)  $\frac{\pi}{2} - 1$                       (B)  $\frac{\pi}{2} + 1$                       (C)  $\pi - 1$                       (D)  $\pi + 1$

Q.30 A 1 tonne mine car traveling at a constant speed of 10 km/h collides with a stationary buffer and comes to rest. If the buffer spring stiffness is 200 kN/m, the maximum compression in the spring in mm is

- (A) 49                      (B) 98                      (C) 196                      (D) 247

Q.31 In an iron ore handling port, a barge is pulled by ropes using two tugboats as shown in the figure. In equilibrium, the resultant of the forces  $T_1$  and  $T_2$  along the axis of the barge in the direction of its travel is 5000 N. The tensions  $T_1$  and  $T_2$  in N respectively are



- (A) 9700 and 6831 (B) 6831 and 9700  
 (C) 3660 and 2588 (D) 2588 and 3660

Q.32 A flat belt conveyor is carrying coal of bulk density 1 tonne/m<sup>3</sup> at a rate of 400 tonne/h. The belt speed is 3 m/s. Coal is spread over the belt covering 80% of the belt width in a shape of a triangle. If the pile height is 1/4 of the belt width, the width of the belt in mm is

- (A) 1109 (B) 909 (C) 709 (D) 609

Q.33 Match the following.

**Hydraulic system components**

**Symbols**

P Fixed displacement unidirectional flow pump	1	
Q Fixed displacement unidirectional flow motor	2	
R Accumulator	3	
S Filter	4	

- (A) P-4, Q-2, R-3, S-1 (B) P-2, Q-4, R-3, S-1  
 (C) P-3, Q-2, R-1, S-4 (D) P-2, Q-3, R-1, S-4

Q.34 Match the following

**Method of mining**

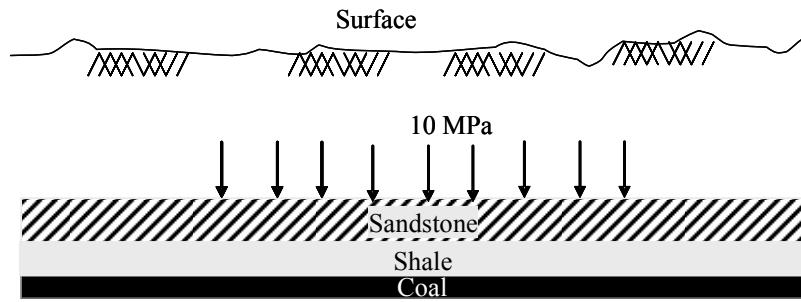
**Stope support**

**Ore loading**

P. Shrinkage stoping	1. Insitu pillar	a. Overhead mucker
Q. Blasthole stoping	2. Broken ore	b. Pneumatic autoloader
R. Top slicing	3. Timber mat	c. Load haul dumper

- (A) P-2-a, Q-1-c, R-3-b (B) P-2-a, Q-3-c, R-1-b  
 (C) P-2-b, Q-3-c, R-1-a (D) P-3-c, Q-2-a, R-1-b

Q.35 A typical case of gravity loading under complete lateral restraint in flat strata is shown in the figure below. The physico-mechanical parameters of the strata are given in the table. The *in situ* stresses ( $\sigma_z, \sigma_H$ ) on the top of the coal seam in MPa are



Cross-section of the strata

Strata	Thickness (m)	Specific Gravity	Young's Modulus (GPa)	Shear Modulus (GPa)
Sandstone	50	2.35	26.40	12.5
Shale	25	2.15	20.50	8.25
Coal	20	1.52	2.41	0.95

- (A) (10.17, 2.54)      (B) (10.17, 3.69)      (C) (11.68, 3.69)      (D) (11.68, 2.54)

Q.36 The sale value of chromite ore from an open pit mine is Rs. 6500 per tonne. Cost of mining, excluding stripping cost, is Rs. 2450 per tonne. If the cost of stripping is Rs. 1150 per m<sup>3</sup>, the breakeven stripping ratio in m<sup>3</sup>/tonne is

- (A) 2.18      (B) 3.52      (C) 3.65      (D) 4.25

Q.37 An investment at 10% yearly interest rate, compounded quarterly, accumulates to a sum of Rs. 120,000 in 5 years. The present value of the sum in rupees is

- (A) 72,233      (B) 74,511      (C) 88,232      (D) 106,063

Q.38 A toxic gas flows into a mine working place at the rate of 2.52 m<sup>3</sup>/min. The concentration of the gas in the intake air is 0.25%. The minimum quantity of intake air in m<sup>3</sup>/min required to dilute the gas to its threshold limit value of 1.0 % is

- (A) 123      (B) 252      (C) 295      (D) 333

Q.39 An exhaust fan attached to an evasee of 18 m<sup>2</sup> cross-sectional area at the outlet circulates 150 m<sup>3</sup>/s of air at the pressure of 1000 Pa in a mine ventilation system. The ratio of the inlet to outlet area of the evasee is 1:4 and the density of air is 1.2 kg/m<sup>3</sup>. The quantity of air circulated in the mine in absence of evasee is 120 m<sup>3</sup>/s. The evasee efficiency in % is

- (A) 57.6      (B) 43.2      (C) 39.06      (D) 37.7

Q.40 A fan circulates 24 m<sup>3</sup>/s of air at a pressure of 1200 Pa in a ventilation district. It is intended to reduce the air quantity to 16 m<sup>3</sup>/s by placing a regulator. Assuming the pressure remains unchanged, the size of the regulator in m<sup>2</sup> is

- (A) 1.48      (B) 0.74      (C) 0.37      (D) 0.18

Q.41 An air sample taken from the return airway of a district contains the following gases. The Graham's ratio for the district is

Gas	Concentration (%)
CO <sub>2</sub>	0.40
H <sub>4</sub>	1.17
O <sub>2</sub>	19.92
N <sub>2</sub>	78.49
CO	0.02

- (A) 5.6                      (B) 4.8                      (C) 3.0                      (D) 2.3

Q.42 An incandescent headlight of a mining vehicle is of spot beam type with a beam angle of 30°. The spherical surface in m<sup>2</sup> subtended by the lighted beam at a distance of 5 m from the headlight is

- (A) 7.5                      (B) 15                      (C) 21                      (D) 25

Q.43 The thickness of a coal deposit is represented by a spherical semi-variogram model with sill of 5 m<sup>2</sup>. If the semi-variogram value at lag distance *h* is 3 m<sup>2</sup>, the correlogram value at the same lag distance is

- (A) 0.4                      (B) 2.0                      (C) 2.5                      (D) 5.0

Q.44 The total cost *C* (lakh rupees) of a longwall face of length *L* in m is given by the equation

$$C = 0.1L + \frac{1562.5}{L} + 300$$

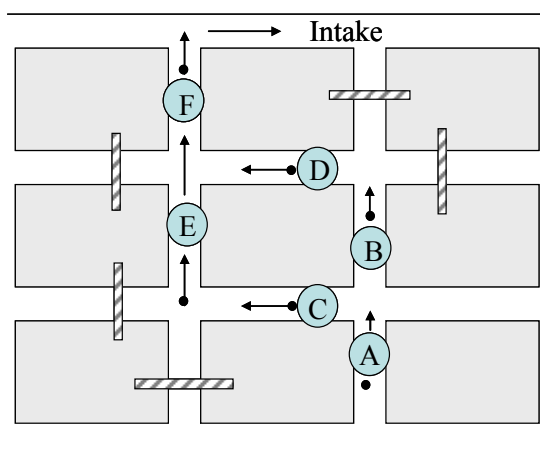
Length of the face in m for the minimum total cost is

- (A) 40                      (B) 125                      (C) 156                      (D) 300

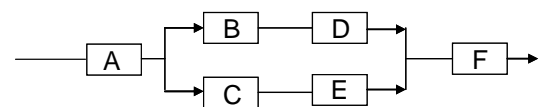
Q.45 20 plain detonators in series, each of 2Ω resistance, are fired by a DC exploder supplying a current of 1.25 A. If 250 mJ energy is spent to fire the detonators, the time required in millisecond after detonator initiation is

- (A) 4                      (B) 8                      (C) 12                      (D) 16

Q.46 A sudden increase of CO incidence has occurred in an underground mine section. A man at point A starts to run out to the main intake of the mine where he will be safe. Refer figure below for the mine section and the logic diagram. The probabilities that he will successfully cross the gallery sections A, B, C, D, E, and F are 0.9, 0.8, 0.7, 0.8, 0.7 and 0.9 respectively. The probability that he will successfully reach the main intake is



Section of the mine

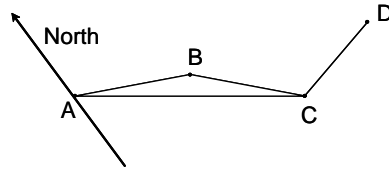


Series-parallel logic diagram

- (A) 0.40                      (B) 0.51                      (C) 0.66                      (D) 0.77



Q.47 In an underground correlation survey by the Weisbach triangle (figure below) the following data are obtained.  
 $AB = 3.50$  m,  $BC = 2.75$  m,  $CA = 6.20$  m,  $\hat{ACD} = 179^\circ 14' 33''$ ,  $\hat{BCD} = 179^\circ 10' 17''$  and bearing of  $AB = 115^\circ 23' 49''$ . The bearing of traverse  $CD$  is



- (A)  $102^\circ 27' 16''$  (B)  $114^\circ 41' 49''$   
 (C)  $115^\circ 27' 16''$  (D)  $179^\circ 14' 16''$

**Common Data Questions**

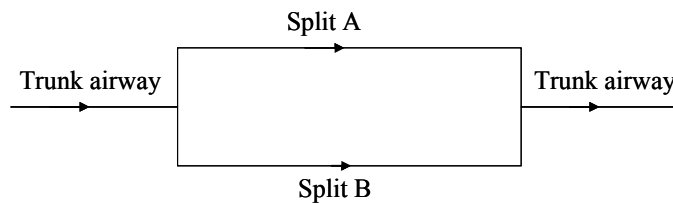
**Common Data for Questions 48 and 49:**

A concentrator pilot plant is fed with 1 tonne of copper ore at ROM grade of 1.5 % Cu. Metal recovery in the concentrator pilot plant is 90% and the grade of copper in concentrate is 20%.

- Q.48 The amount of copper in concentrate in kg is  
 (A) 13.5 (B) 14.0 (C) 14.5 (D) 15.0
- Q.49 Amount of concentrate produced from 1 tonne of ore in kg is  
 (A) 75.0 (B) 72.0 (C) 70.0 (D) 67.5

**Common Data for Questions 50 and 51:**

A mine ventilation system consists of two splits A and B with resistances of  $0.8 \text{ N s}^2 \text{ m}^{-8}$  and  $3.2 \text{ N s}^2 \text{ m}^{-8}$ , respectively as shown in figure. Trunk airways have resistance of  $0.2 \text{ N s}^2 \text{ m}^{-8}$ . The main mine fan is generating pressure of 500 Pa.



- Q.50 The air quantities in  $\text{m}^3/\text{s}$  circulated in the splits A and B respectively are  
 (A) 20 and 30 (B) 30 and 20 (C) 20 and 10 (D) 40 and 10
- Q.51 The flows in the two splits are equalized by placing a booster fan in split B. Assume that the fan pressure does not change after installation of the booster fan. The size of the booster fan in Pa is  
 (A) 749.05 (B) 850.08 (C) 950.02 (D) 1000.50

**Linked Answer Questions**

**Statement for Linked Answer Questions 52 and 53:**

A 400 V, 3 phase, star connected induction motor takes a line current of 10 A with 0.86 p.f. lagging. Total stator losses are 5 % of the input. Rotor copper losses are 4 % of the input to the rotor, and mechanical losses are 3 % of the input to the rotor.

Q.52 The input power to the rotor in Watts is

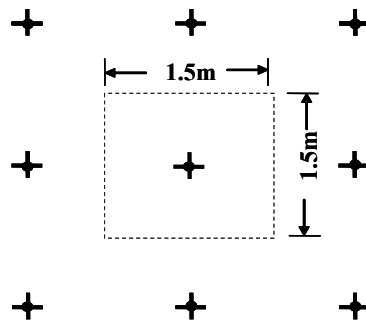
- (A) 5958                      (B) 5788                      (C) 5660                      (D) 5532

Q.53 The shaft output power in Watts is

- (A) 5562                      (B) 5490                      (C) 5434                      (D) 5264

**Statement for Linked Answer Questions 54 and 55:**

The bolts are spaced at 1.5 m centre-to-centre in a square pattern as shown in the figure below. The tensile stress in 22 mm diameter bolt rod is 193.35 MPa. The unit weight of the roof layer is 25 kN/m<sup>3</sup>.



Plan view of rock bolting pattern

Q.54 The axial load in the bolt rod in kN is

- (A) 294.0                      (B) 173.5                      (C) 147.0                      (D) 73.5

Q.55 At equilibrium, the thickness of the roof layer supported by the bolt in m is

- (A) 1.31                      (B) 2.4                      (C) 2.62                      (D) 3.08

### General Aptitude (GA) Questions

#### Q. 56 – Q. 60 carry one mark each.

Q.56 Choose the word from the options given below that is most nearly opposite in meaning to the given word:

**Deference**

- (A) aversion
- (B) resignation
- (C) suspicion
- (D) contempt

Q.57 Choose the most appropriate word(s) from the options given below to complete the following sentence.

**We lost confidence in him because he never \_\_\_\_\_ the grandiose promises he had made.**

- (A) delivered
- (B) delivered on
- (C) forgot
- (D) reneged on

Q.58 Choose the word or phrase that best completes the sentence below.

\_\_\_\_\_ **in the frozen wastes of Arctic takes special equipment.**

- (A) To survive
- (B) Surviving
- (C) Survival
- (D) That survival

Q.59 In how many ways 3 scholarships can be awarded to 4 applicants, when each applicant can receive any number of scholarships?

- (A) 4                                      (B) 12                                      (C) 64                                      (D) 81

Q.60 Choose the most appropriate word from the options given below to complete the following sentence.

**The \_\_\_\_\_ of evidence was on the side of the plaintiff since all but one witness testified that his story was correct.**

- (A) paucity
- (B) propensity
- (C) preponderance
- (D) accuracy

#### Q. 61 to Q. 65 carry two marks each.

Q.61 If  $(2y+1)/(y+2) < 1$ , then which of the following alternatives gives the **CORRECT** range of  $y$ ?

- (A)  $-2 < y < 2$                       (B)  $-2 < y < 1$                       (C)  $-3 < y < 1$                       (D)  $-4 < y < 1$

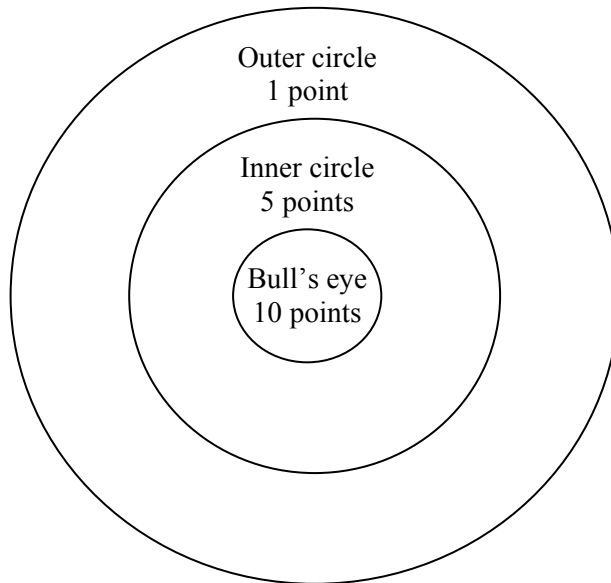
Q.62 A student attempted to solve a quadratic equation in  $x$  twice. However, in the first attempt, he incorrectly wrote the constant term and ended up with the roots as  $(4, 3)$ . In the second attempt, he incorrectly wrote down the coefficient of  $x$  and got the roots as  $(3, 2)$ . Based on the above information, the roots of the correct quadratic equation are

- (A)  $(-3, 4)$                       (B)  $(3, -4)$                       (C)  $(6, 1)$                       (D)  $(4, 2)$
-

Q.63 L, M and N are waiting in a queue meant for children to enter the zoo. There are 5 children between L and M, and 8 children between M and N. If there are 3 children ahead of N and 21 children behind L, then what is the minimum number of children in the queue?

- (A) 28                                      (B) 27                                      (C) 41                                      (D) 40

Q.64 Four archers P, Q, R and S try to hit a bull’s eye during a tournament consisting of seven rounds. As illustrated in the figure below, a player receives 10 points for hitting the bulls’ eye, 5 points for hitting within the inner circle and 1 point for hitting within the outer circle.



The final scores received by the players during the tournament are listed in the table below.

Round	P	Q	R	S
1	1	5	1	10
2	5	10	10	1
3	1	1	1	5
4	10	10	1	1
5	1	5	5	10
6	10	5	1	1
7	5	10	1	1

The most accurate and the most consistent players during the tournament are respectively

- (A) P and S                                      (B) Q and R                                      (C) Q and Q                                      (D) R and Q

Q.65 **Nimbus clouds are dark and ragged, stratus clouds appear dull in colour and cover the entire sky. Cirrus clouds are thin and delicate, whereas cumulus clouds look like cotton balls.**

It can be inferred from the passage that

- (A) A cumulus cloud on the ground is called fog  
 (B) It is easy to predict the weather by studying clouds  
 (C) Clouds are generally of very different shapes, sizes and mass  
 (D) There are four basic cloud types: stratus, nimbus, cumulus and cirrus

**END OF THE QUESTION PAPER**